


Identify, quantify and confirm with unmatched confidence using the Q Exactive mass spectrometer.

## Thermo Scientific Q Exactive

Benchtop Quadrupole-Orbitrap  
Mass Spectrometer



- Resolving power up to 140,000
- Maximum scan speed 12 Hz
- Intra-scan dynamic range > 5000:1
- Quadrupole mass filter
- Spectral multiplexing for enhanced duty cycle
- S-Lens ion source for increased sensitivity

The Thermo Scientific Q Exactive benchtop LC-MS/MS combines high-performance quadrupole precursor selection with high-resolution, accurate-mass (HR/AM) Orbitrap detection to deliver high performance and tremendous versatility.

With a fast scan speed and multiplexing capabilities, the Q Exactive mass spectrometer is an outstanding detector for fast chromatography separation techniques. The superior quality of Q Exactive MS/MS data enables identification and quantitation of more compounds with greater confidence.

The Q Exactive LC-MS/MS system not only offers broad screening capabilities but also excels at targeted quantitation experiments, making it a versatile addition to any laboratory. Fast, alternating positive-negative scan modes allow for the most comprehensive approaches, saving time during screening experiments. The benchtop system is ideally suited for drug metabolism, proteomics, environmental analysis, food safety, toxicology and clinical research applications.

## Hardware Specifications

### Thermo Scientific Ion Max API Source

- Enhanced sensitivity and ruggedness
- Sweep Gas reduces chemical noise
- 60° interchangeable ion probe orientation
- Removable metal ion transfer capillary provides vent-free maintenance

### Ion Source

- H-ESI II probe with Dual Desolvation Zone technology equipped as standard
- A progressively spaced stacked ring ion guide (S-lens)
- The S-lens is a radio frequency (RF) device that captures and efficiently focuses the ions in a tight beam
- Large variable spacing between electrodes allows for better pumping efficiency and improves ruggedness

### Transfer Ion Optics

- Advanced ion guides for high sensitivity and ruggedness
- High stability and ion transmission efficiency

### Quadrupole Mass Filter

- Thermo Scientific HyperQuad mass filter provides superior and unique combination of resolution and sensitivity
- Variable precursor isolation width selection from 0.4 Da to full mass range

### Vacuum System

- Differentially pumped vacuum system with final vacuum  $< 1 \times 10^{-9}$  mbar
- Two split-flow turbomolecular pumps and one rotary vane pump
- Seven vacuum regions

### Orbitrap Mass Analyzer

- Gas (nitrogen) filled C-Trap
- Highly efficient ion transfer to Orbitrap analyzer
- Straight multipole collision cell for HCD
- Orbitrap analyzer with 5 kV central electrode voltage
- Low-noise image current pre-amplifier
- 16-bit signal digitalization

### Data Acquisition

- Ultra fast real-time data acquisition and instrument control system
- Fully automated calibration via instrument control software
- Automated gain control

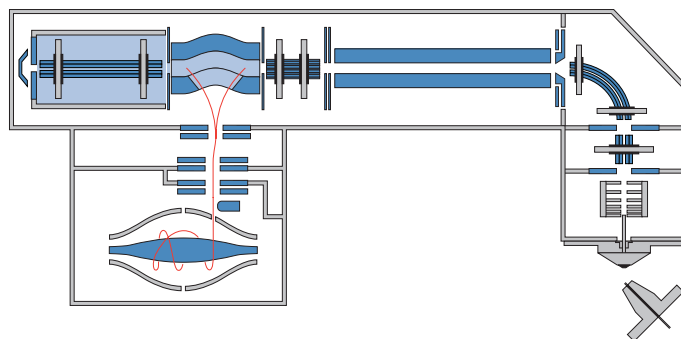
## Performance Characteristics

Max resolving power	140,000 @ $m/z$ 200
Max scan rate	Up to 12 Hz at resolution setting of 17,500 @ $m/z$ 200
Mass accuracy	Internal: $< 1$ ppm RMS External: $< 5$ ppm RMS
Sensitivity	Full MS: 500 fg Buspirone on column S/N 100:1 SIM: 50 fg Buspirone on column S/N 100:1
Dynamic range	$> 5000:1$
Polarity switching	One full cycle in $< 1$ sec (one full scan positive mode and one full scan negative mode at resolution setting of 17,500)
Multiplexity	up to 10 precursors/scan
Analog inputs	One (1) analog input (0 - 1 V) One (1) analog (0 - 10 V)

## Options

- Nanospray source supports static packed tip and dynamic nanospray experiments, compatible with liquid flow rates of 50 nL/min to 2  $\mu$ L/min
- NanoSpray Flex Ion source – single set-up for all online nanoflow applications
- ESI probe compatible with liquid flow rates of  $< 1$   $\mu$ L/min to 1 mL/min without splitting
- APCI source compatible with liquid flow rates of 50  $\mu$ L/min to 2 mL/min without splitting
- APCI/APPI source compatible with liquid flow rates of 50  $\mu$ L/min to 2 mL/min without splitting
- Metal needle kits for high and low flow analyses

## Schematic of the Thermo Scientific Q Exactive Benchtop LC-MS/MS



## Software Features

### Data System

- High performance PC with Intel® Pentium® microprocessor
- High resolution LCD color monitor
- Microsoft Windows® 7 operating system
- Microsoft Office software package
- Thermo Scientific Xcalibur processing and instrument control software
- New workflow based method editor

### Operation Modes

- Full MS with high resolution accurate mass detection
- Selected Ion Monitoring (SIM) with high resolution accurate mass detection
- MS/MS of isolated ions with high resolution accurate mass detection
- 'All Ion Fragmentation' in the HCD collision cell with high resolution accurate mass detection
- Source fragmentation of all ions in the source region
- Positive/negative ion switching on chromatographic timescale
- Data Dependent on-the-fly decision making
- Timed SIM for scheduled data acquisition of the targets of interest

### Exclusive Technologies

- Unique, patented\* Thermo Scientific Automatic Gain Control (AGC) ensures that the Orbitrap is always filled with the optimum number of ions for all scans
- New high performance HCD collision cell for highest performance MS/MS fragmentation
- Collision energy profiling using different collision energies for HCD fragmentation
- Advanced signal processing
- Interleaved operation
- Multiplex-MS for simultaneous detection of up to 10 compounds in the Orbitrap



## Installation Requirements

### Power

- 2x 230 V<sub>ac</sub> ± 10% single phase, 15 Ampere, 50/60 Hz, with earth ground for the instrument
- 120 or 230 V<sub>ac</sub> single phase with earth ground for the data system

### Gas

#### Nitrogen

High purity nitrogen gas supply (99% pure at 800 ± 30 kPa (0.8 ± 0.3 bar, 116 ± 4 psi))

### Environment

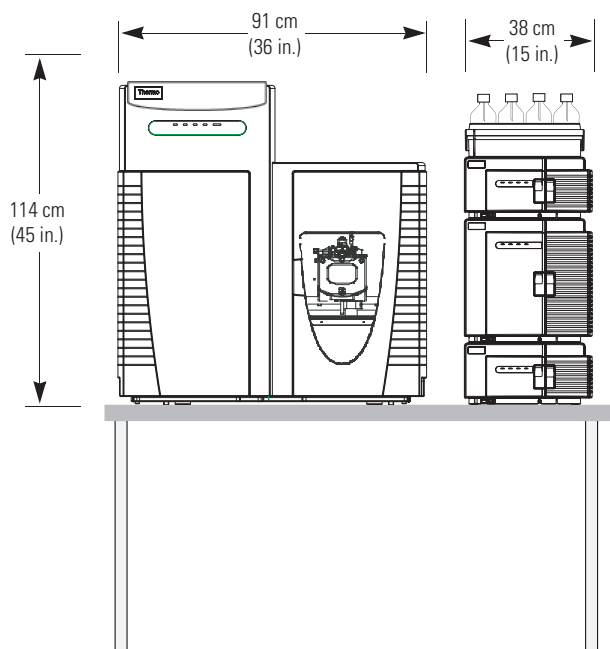
- System averages 2,500 W (~9,000 Btu/h) output when considering air conditioning needs
- Operating environment must be 15 - 26 °C (59 - 78 °F) and relative humidity must be 40 - 70% with no condensation
- Optimum operating temperature is 18 - 21 °C (65 - 70 °F)

### Weight

- Q Exactive mass spectrometer: 182 kg (401 pounds)

### Dimensions

- Q Exactive mass spectrometer: (h x d x w)  
114 x 83 x 91 cm  
(45 x 33 x 36 inches)



[www.thermoscientific.com/qexactive](http://www.thermoscientific.com/qexactive)

© 2011 Thermo Fisher Scientific Inc. All rights reserved. Intel and Pentium are registered trademarks of Intel Corporation; Microsoft and Windows are trademarks of the Microsoft group of companies. All other trademarks are the property of Thermo Fisher Scientific Inc. and its subsidiaries. Specifications, terms and pricing are subject to change. Not all products are available in all countries. Please consult your local sales representative for details. \*Selected patents in selected countries.



Thermo Fisher Scientific (Bremen) GmbH  
Management System Registered to ISO 9001:2008

PS30223\_E 05/11G

**Africa-Other** +27 1 70 1840  
**Australia** +61 3 9757 4300  
**Austria** +43 1 333 50 34 0  
**Belgium** +32 53 73 42 41  
**Canada** +1 800 530 8447  
**China** +86 10 8419 3588  
**Denmark** +45 70 23 62 60

**Europe-Other** +43 1 333 50 34 0  
**Finland/Norway/Sweden**  
+46 8 556 468 00  
**France** +33 1 60 92 48 00  
**Germany** +49 6103 408 1014  
**India** +91 22 6742 9434  
**Italy** +39 02 950 591

**Japan** +81 45 453 9100  
**Latin America** +1 561 688 8700  
**Middle East** +43 1 333 50 34 0  
**Netherlands** +31 76 579 55 55  
**New Zealand** +64 9 980 6700  
**Russia/CIS** +43 1 333 50 34 0  
**South Africa** +27 11 570 1840

**Spain** +34 914 845 965  
**Switzerland** +41 61 716 77 00  
**UK** +44 1442 233555  
**USA** +1 800 532 4752

**Thermo**  
SCIENTIFIC